

Technical Data

Sample Ø 18 mm (type 1)
Coverslip Ø 12 mm (type 3)

Field of view Ø 16 mm (type 1)
Ø 10 mm (type 3)

Min. working distance 55 µm or less
(full field of view)

Volume 750 µl (closed config.)

Weight 65 g

Foot print 40 x 40 mm

Materials Stainless steel, glass

O-rings Viton™ (minimized exposed surface)

Sterilization 70% ethanol (recommended)
wet heat 121°C

Features Medium perfusion lines
Gas perfusion lines
(covered config. only)

Compatibility Chamber holders available
for most inverted
microscopes


Options Insulating insert
(for electrophysiology)

Life Imaging Services
Efringerstrasse 79
CH-4057 Basel
Switzerland

Fon +41 61 711 64 61
Fax +41 61 711 64 62
E-mail info@lis.ch
Web www.lis.ch

LIFE IMAGING SERVICES

LUDIN CHAMBER



Live Imaging
Chamber
for
Microscopes

The Ludin Chamber is designed for high-resolution live microscopy.

The steel body and small coverslip size provide high stiffness for improved focus stability.

The patented design enables unrestricted access to the full 16 mm or 10 mm field of view even with very short working distance immersion objectives.

The Ludin Chamber can be set up in open, covered, and closed configurations to suit different applications. The bevelled design facilitates access for micromanipulation.

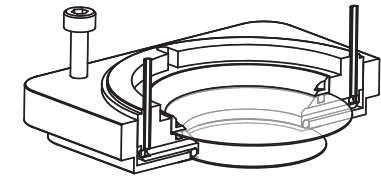


Media and gases can be perfused through two pairs of perfusion lines. Surfaces exposed to the sample medium are almost purely stainless steel and glass, giving low adsorbancy and high chemical inertness required for work with 'sticky' or reactive compounds.

Up to six chambers can be placed in a chamber holder and be exchanged individually. Using a motorized stage, this allows you to use your microscope more productively.

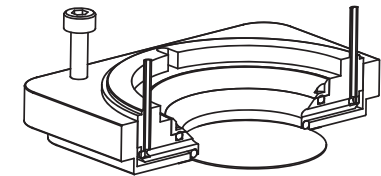
THE VERSATILE LIVE MICROSCOPY CHAMBER

CONFIGURATIONS



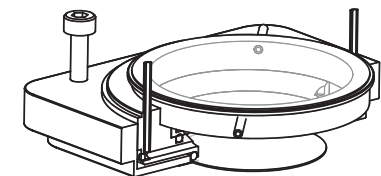
CLOSED

liquid perfusion, spill-safe, gas/humidity control **not** required



OPEN

continuous access, liquid perfusion, gas/humidity control required



COVERED

short-term access, liquid and gas perfusion, gas/humidity control required (for long-term observation)